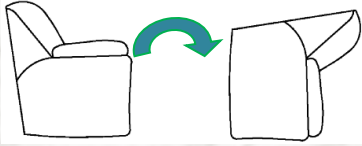



# User guide for lift recliners (2 motors)

1-Tip the chair towards the front.




2-Take the bag that contains the connecting items which you will find inside the back behind the furniture.




Contained in plastic bag

Using the 2 motors system



Plug according to the following drawings.



A & B: Plug the wires to the transformer and under the base.

## For your safety

- \*Do not try to close the footrest if someone or something is under it.
- \*Do not try to get out of the recliner if the footrest is open.
- \*Do not let children use the recliner without supervision.
- \*Unplug the transformer when the furniture is not in use.